

 **JUNGHANS**



 **JUNGHANS**

---

KÜCHEN-  
UHREN

KITCHEN  
CLOCKS

PENDULES  
DE CUISINE

RELOJES  
DE COCINA

OROLOGI  
DI CUCINA

1971

Küchenuhren in sachlicher Form mit schmückendem Dekor.

## 331/1483 ATO-MAT

22,5 × 22,5 cm = 8<sup>7</sup>/<sub>8</sub> × 8<sup>7</sup>/<sub>8</sub>"


Keramikplatte.  
Earthenware plate.  
Façade en faïence.  
Placa de loza.  
Piatto ceramica con ornamenti blu scuro.



## 331/1358 ATO-MAT

18 × 22 cm = 7<sup>1</sup>/<sub>16</sub> × 8<sup>5</sup>/<sub>16</sub>"


Keramikplatte, Lünette 150 mm Ø.  
Earthenware plate, bezel 6" dia.  
Façade en faïence, lunette 150 mm Ø.  
Placa de loza, bisel 150 mm Ø.  
Piatto ceramica, lunetta Ø 150 mm.



## 331/1490 ATO-MAT

21 × 21 cm = 8<sup>1</sup>/<sub>4</sub> × 8<sup>1</sup>/<sub>4</sub>"

Keramikplatte mit Kunststofflünette 150 mm Ø.  
Earthenware plate with white plastic bezel 5<sup>15</sup>/<sub>16</sub>" dia.  
Façade en faïence avec lunette de 150 mm Ø.  
Placa de loza con bisel de 150 mm Ø.  
Piatto ceramica con lunetta Ø 150 mm.



## 331/1539 ATO-MAT

26,5 cm Ø = 10<sup>7</sup>/<sub>16</sub>" dia.


Keramikplatte mit verchromter Lünette 160 mm Ø.  
Earthenware plate with chromium plated bezel 6<sup>1</sup>/<sub>4</sub>" dia.  
Façade en faïence avec lunette chromée de 160 mm Ø.  
Placa de loza con bisel cromado 160 mm Ø.  
Facciata in ceramica, con lunetta cromata Ø 160 mm.



## 331/1489 ATO-MAT

21 × 21 cm = 8<sup>1</sup>/<sub>4</sub> × 8<sup>1</sup>/<sub>4</sub>"

Keramikplatte mit Kunststofflünette 150 mm Ø.  
Earthenware plate with white plastic bezel 5<sup>15</sup>/<sub>16</sub>" dia.  
Façade en faïence avec lunette de 150 mm Ø.  
Placa de loza con bisel de 150 mm Ø.  
Piatto ceramica con lunetta Ø 150 mm.



## 331/1500 ATO-MAT

21 × 21 cm = 8<sup>1</sup>/<sub>4</sub> × 8<sup>1</sup>/<sub>4</sub>"

Keramikplatte mit Kunststofflünette 150 mm Ø.  
Earthenware plate with white plastic bezel 5<sup>15</sup>/<sub>16</sub>" dia.  
Façade en faïence avec lunette de 150 mm Ø.  
Placa de loza con bisel de 150 mm Ø.  
Piatto ceramica con lunetta Ø 150 mm.



Practical yet attractive kitchen clocks.  
Pendules de cuisine de forme sobre avec ornements décoratifs.  
Relojes de cocina de forma sobria con ornamentos.  
Orologi da cucina funzionali con preziosi elementi decorativi.



331/1483



331/1539



331/1358



331/1489



331/1490



331/1500



331/1504



331/1505



331/1507



331/1508




331/1509



331/1510



331/1511



### 331/1504 ATO-MAT

21 × 21 cm = 8 1/4 × 8 1/4"

Keramikplatte, Lünette 160 mm Ø.  
Earthenware plate, bezel 6 1/4" dia.  
Façade en faïence, lunette 160 mm Ø.  
Placa de loza, bisel 160 mm Ø.  
Piatto ceramica, lunetta Ø160 mm.


### 331/1507 ATO-MAT

21,5 × 21,5 cm = 8 1/2 × 8 1/2"

Keramikplatte, Lünette 150 mm Ø.  
Earthenware plate, bezel 5 9/16" dia.  
Façade en faïence, lunette 150 mm Ø.  
Placa de loza, bisel 150 mm Ø.  
Piatto ceramica, lunetta Ø150 mm.


### 331/1509 ATO-MAT

17,5 × 22,5 cm = 6 7/8 × 8 7/8"

Keramikplatte, Lünette 150 mm Ø.  
Earthenware plate, bezel 5 9/16" dia.  
Façade en faïence, lunette 150 mm Ø.  
Placa de loza, bisel 150 mm Ø.  
Piatto ceramica, lunetta Ø150 mm.


### 331/1511 ATO-MAT

17,5 × 22,5 cm = 6 7/8 × 8 7/8"

Keramikplatte, Lünette 150 mm Ø.  
Earthenware plate, bezel 5 9/16" dia.  
Façade en faïence, lunette 150 mm Ø.  
Placa de loza, bisel 150 mm Ø.  
Piatto ceramica, lunetta Ø150 mm.


### 331/1505 ATO-MAT

21 × 21 cm = 8 1/4 × 8 1/4"

Keramikplatte, Lünette 160 mm Ø.  
Earthenware plate, bezel 6 1/4" dia.  
Façade en faïence, lunette 160 mm Ø.  
Placa de loza, bisel 160 mm Ø.  
Piatto ceramica, lunetta Ø160 mm.


### 331/1508 ATO-MAT

21,5 × 21,5 cm = 8 1/2 × 8 1/2"

Keramikplatte, Lünette 150 mm Ø.  
Earthenware plate, bezel 5 9/16" dia.  
Façade en faïence, lunette 150 mm Ø.  
Placa de loza, bisel 150 mm Ø.  
Piatto ceramica, lunetta Ø150 mm.


### 331/1510 ATO-MAT

17,5 × 22,5 cm = 6 7/8 × 8 7/8"

Keramikplatte, Lünette 150 mm Ø.  
Earthenware plate, bezel 5 9/16" dia.  
Façade en faïence, lunette 150 mm Ø.  
Placa de loza, bisel 150 mm Ø.  
Piatto ceramica, lunetta Ø150 mm.


## 331/1512 ATO-MAT

18 × 23,5 cm = 7<sup>1</sup>/<sub>16</sub> × 9<sup>1</sup>/<sub>4</sub>"

Keramikplatte, Lünette 150 mm Ø.  
Earthenware plate, bezel 5<sup>9</sup>/<sub>16</sub>" dia.  
Façade en faïence, lunette 150 mm Ø.  
Placa de loza, bisel 150 mm Ø.  
Piatto ceramica, lunetta Ø 150 mm.


## 331/1516 ATO-MAT

18 × 23,5 cm = 7<sup>1</sup>/<sub>16</sub> × 9<sup>1</sup>/<sub>4</sub>"

Keramikplatte, Lünette 150 mm Ø.  
Earthenware plate, bezel 5<sup>9</sup>/<sub>16</sub>" dia.  
Façade en faïence, lunette 150 mm Ø.  
Placa de loza, bisel 150 mm Ø.  
Piatto ceramica, lunetta Ø 150 mm.


## 331/1515 ATO-MAT


18 × 23,5 cm = 7<sup>1</sup>/<sub>16</sub> × 9<sup>1</sup>/<sub>4</sub>"

Keramikplatte, Lünette 150 mm Ø.  
Earthenware plate, bezel 5<sup>9</sup>/<sub>16</sub>" dia.  
Façade en faïence, lunette 150 mm Ø.  
Placa de loza, bisel 150 mm Ø.  
Piatto ceramica, lunetta Ø 150 mm.


## 331/1520 ATO-MAT

18 × 24 cm = 7<sup>1</sup>/<sub>16</sub> × 9<sup>1</sup>/<sub>16</sub>"

Keramikplatte, Lünette 150 mm Ø.  
Earthenware plate, bezel 5<sup>9</sup>/<sub>16</sub>" dia.  
Façade en faïence, lunette 150 mm Ø.  
Placa de loza, bisel 150 mm Ø.  
Piatto ceramica, lunetta Ø 150 mm.

331/1512




331/1515



331/1516



331/1520





331/1525



331/1526

### 331/1525 ATO-MAT

22,5 × 22,5 cm = 8<sup>7</sup>/<sub>8</sub> × 8<sup>7</sup>/<sub>8</sub>"

Keramikplatte, Lünette 150 × 150 mm.  
Earthenware plate, bezel 5<sup>9</sup>/<sub>16</sub> × 5<sup>9</sup>/<sub>16</sub>".  
Façade en faïence, lunette 150 × 150 mm.  
Placa de loza, bisel 150 × 150 mm.  
Piatto ceramica, lunetta 150 × 150 mm.


### 331/1527 ATO-MAT

18,5 × 21,5 cm = 7<sup>1</sup>/<sub>4</sub> × 8<sup>1</sup>/<sub>2</sub>"

Keramikplatte mit Kunststofflünette 150 mm Ø.  
Earthenware plate with bezel 5<sup>15</sup>/<sub>16</sub>" dia.  
Façade en faïence avec lunette de 150 mm Ø.  
Placa de loza con bisel de 150 mm Ø.  
Facciata in ceramica, con lunetta Ø 150 mm.




331/1527



331/1528

### 331/1526 ATO-MAT

22,5 × 22,5 cm = 8<sup>7</sup>/<sub>8</sub> × 8<sup>7</sup>/<sub>8</sub>"

Keramikplatte, Lünette 150 × 150 mm.  
Earthenware plate, bezel 5<sup>9</sup>/<sub>16</sub> × 5<sup>9</sup>/<sub>16</sub>".  
Façade en faïence, lunette 150 × 150 mm.  
Placa de loza, bisel 150 × 150 mm.  
Piatto ceramica, lunetta 150 × 150 mm.


### 331/1528 ATO-MAT

19,5 × 19,5 cm = 7<sup>11</sup>/<sub>16</sub> × 7<sup>11</sup>/<sub>16</sub>"

Keramikplatte mit verchromter Lünette 150 mm Ø.  
Earthenware plate with chromium plated bezel 5<sup>15</sup>/<sub>16</sub>" dia.  
Façade en faïence avec lunette chromée de 150 mm Ø.  
Placa de loza con bisel cromado 150 mm Ø.  
Facciata in ceramica, con lunetta cromata Ø 150 mm.


331/1529

ATO-MAT

19 × 19 cm = 7½ × 7½"

Keramikplatte mit verchromter Lünette 150 mm Ø.  
Earthenware plate with chromium plated bezel 5<sup>9</sup>/<sub>16</sub>" dia.  
Façade en faïence avec lunette chromée de 150 mm Ø.  
Placa de loza con bisel cromado 150 mm Ø.  
Facciata in ceramica, con lunetta cromata Ø 150 mm.



331/1531

ATO-MAT

21 × 21 cm = 8¼ × 8¼"

Keramikplatte mit verchromter Lünette 160 mm Ø.  
Earthenware with chromium plated bezel 6¼" dia.  
Façade en faïence avec lunette chromée de 160 mm Ø.  
Placa de loza con bisel cromado 160 mm Ø.  
Facciata in ceramica con lunetta cromata Ø 160 mm.




331/1537

ATO-MAT

19 × 24,5 cm = 7½ × 9<sup>5</sup>/<sub>16</sub>"

Keramikplatte, wandanliegend, verchromte Lünette 150 mm Ø.  
Earthenware plate, wall model, chromium-plated bezel, 5<sup>9</sup>/<sub>16</sub>" dia.  
Façade en faïence, s'appliquant au mur, lunette chromée de 150 mm Ø.  
Placa de loza, apoyada contra la pared, bisel cromado de 150 mm Ø.  
Facciata in ceramica, cassa aderente a parete, lunetta cromata Ø 150 mm.




331/1540

ATO-MAT

20 × 20 cm = 7<sup>7</sup>/<sub>8</sub> × 7<sup>7</sup>/<sub>8</sub>"

Keramikplatte, wandanliegend, Lünette 140 mm Ø.  
Earthenware plate, wall model, bezel 5½" dia.  
Façade en faïence s'appliquant au mur, lunette 140 mm Ø.  
Placa de loza, apoyada contra la pared, bisel 140 mm Ø.  
Facciata in ceramica, cassa aderente a parete, lunetta Ø 140 mm.




331/1530

ATO-MAT

19 × 19 cm = 7½ × 7½"

Keramikplatte, Lünette 150 mm.  
Earthenware plate, bezel 5<sup>9</sup>/<sub>16</sub>" dia.  
Façade en faïence, lunette 150 mm.  
Placa de loza, bisel 150 mm.  
Facciata in ceramica, con lunetta 150 mm.



331/1534

ATO-MAT

21 × 21 cm = 8¼ × 8¼"

Keramikplatte mit verchromter Lünette 160 mm Ø.  
Earthenware plate with chromium plated bezel 6¼" dia.  
Façade en faïence avec lunette chromée de 160 mm Ø.  
Placa de loza con bisel cromado 160 mm Ø.  
Facciata in ceramica, con lunetta cromata Ø 160 mm.




331/1538

ATO-MAT

19 × 24,5 cm = 7½ × 9<sup>5</sup>/<sub>16</sub>"

Keramikplatte, wandanliegend, verchromte Lünette 150 mm Ø.  
Earthenware plate, wall model, chromium-plated bezel, 5<sup>9</sup>/<sub>16</sub>" dia.  
Façade en faïence, s'appliquant au mur, lunette chromée de 150 mm Ø.  
Placa de loza, apoyada contra la pared, bisel cromado de 150 mm Ø.  
Facciata in ceramica, cassa aderente a parete, lunetta cromata Ø 150 mm.




331/1541

ATO-MAT

20 × 20 cm = 7<sup>7</sup>/<sub>8</sub> × 7<sup>7</sup>/<sub>8</sub>"

Keramikplatte, wandanliegend, Lünette 140 mm Ø.  
Earthenware plate, wall model, bezel 5½" dia.  
Façade en faïence s'appliquant au mur, lunette 140 mm Ø.  
Placa de loza, apoyada contra la pared, bisel 140 mm Ø.  
Facciata in ceramica, cassa aderente a parete, lunetta Ø 140 mm.



331/1529



331/1530



331/1531



331/1534



331/1537



331/1538



331/1540



331/1541



331/1542



331/1543



331/1563



331/1544



331/1545



331/1546



331/1547



331/1548

### 331/1542 ATO-MAT

20,5 × 20,5 cm = 8<sup>1</sup>/<sub>2</sub> × 8<sup>1</sup>/<sub>2</sub>"

Keramikplatte, Kunststofflunette 150 mm Ø.  
Ceramic sheet, bezel made of plastic, 5<sup>7</sup>/<sub>8</sub>" dia.  
Façade en céramique, lunette en matière synthétique 150 mm Ø.  
Placa de loza, bisel de materia plástica 150 mm Ø.  
Piatto ceramica, lunetta plastica Ø 150 mm.


### 331/1563 ATO-MAT (Export)

20,5 × 20,5 cm = 8<sup>1</sup>/<sub>2</sub> × 8<sup>1</sup>/<sub>2</sub>"

Keramikplatte, Kunststofflunette 150 mm Ø.  
Ceramic sheet, bezel made of plastic, 5<sup>7</sup>/<sub>8</sub>" dia.  
Façade en céramique, lunette en matière synthétique 150 mm Ø.  
Placa de loza, bisel de materia plástica 150 mm Ø.  
Piatto ceramica, lunetta plastica Ø 150 mm.


### 331/1545 ATO-MAT

21 × 21 cm = 8<sup>3</sup>/<sub>4</sub> × 8<sup>3</sup>/<sub>4</sub>"

Keramikplatte, Kunststofflunette 160 mm Ø.  
Ceramic sheet, bezel made of plastic, 6<sup>1</sup>/<sub>4</sub>" dia.  
Façade en céramique, lunette en matière synthétique 160 mm Ø.  
Placa de loza, bisel de materia plástica 160 mm Ø.  
Piatto ceramica, lunetta plastica Ø 160 mm.


### 331/1547 ATO-MAT

18,5 × 23,5 cm = 7<sup>1</sup>/<sub>4</sub> × 9<sup>1</sup>/<sub>4</sub>"

Keramikplatte, verchromte Lunette 160 mm Ø.  
Ceramic sheet, chromium-plated bezel, 6<sup>1</sup>/<sub>4</sub>" dia.  
Façade en céramique, lunette chromée 160 mm Ø.  
Placa de loza, bisel cromado 160 mm Ø.  
Piatto ceramica, lunetta cromata Ø 160 mm.


### 331/1543 ATO-MAT

20,5 × 20,5 cm = 8<sup>1</sup>/<sub>2</sub> × 8<sup>1</sup>/<sub>2</sub>"

Keramikplatte, Kunststofflunette 150 mm Ø.  
Ceramic sheet, bezel made of plastic, 5<sup>7</sup>/<sub>8</sub>" dia.  
Façade en céramique, lunette en matière synthétique 150 mm Ø.  
Placa de loza, bisel de materia plástica 150 mm Ø.  
Piatto ceramica, lunetta plastica Ø 150 mm.


### 331/1544 ATO-MAT

21 × 21 cm = 8<sup>3</sup>/<sub>4</sub> × 8<sup>3</sup>/<sub>4</sub>"

Keramikplatte, Kunststofflunette 160 mm Ø.  
Ceramic sheet, bezel made of plastic, 6<sup>1</sup>/<sub>4</sub>" dia.  
Façade en céramique, lunette en matière synthétique 160 mm Ø.  
Placa de loza, bisel de materia plástica 160 mm Ø.  
Piatto ceramica, lunetta plastica Ø 160 mm.


### 331/1546 ATO-MAT

18,5 × 23,5 cm = 7<sup>1</sup>/<sub>4</sub> × 9<sup>1</sup>/<sub>4</sub>"

Keramikplatte, Kunststofflunette 160 mm Ø.  
Ceramic sheet, bezel made of plastic, 6<sup>1</sup>/<sub>4</sub>" dia.  
Façade en céramique, lunette en matière synthétique 160 mm Ø.  
Placa de loza, bisel de materia plástica 160 mm Ø.  
Piatto ceramica, lunetta plastica Ø 160 mm.


### 331/1548 ATO-MAT

20 × 20 cm = 7<sup>7</sup>/<sub>8</sub> × 7<sup>7</sup>/<sub>8</sub>"


Keramikplatte, Kunststofflunette 150 mm Ø.  
Ceramic sheet, bezel made of plastic, 5<sup>7</sup>/<sub>8</sub>" dia.  
Façade en céramique, lunette en matière synthétique 150 mm Ø.  
Placa de loza, bisel de materia plástica 150 mm Ø.  
Piatto ceramica, lunetta plastica Ø 150 mm.




## 331/1549 ATO-MAT

19 × 19 cm = 7½ × 7½"


Keramikplatte, Kunststofflunette 150 mm Ø.  
Ceramic sheet, bezel made of plastic, 5⅞" dia.  
Façade en céramique, lunette en matière synthétique 150 mm Ø.  
Placa de loza, bisel de materia plástica 150 mm Ø.  
Piatto ceramica, lunetta plastica Ø 150 mm.



## 331/1551 ATO-MAT

21,5 × 21,5 cm = 8½ × 8½"


Keramikplatte, verchromte Lunette 150 mm Ø.  
Ceramic sheet, chromium-plated bezel, 5⅞" dia.  
Façade en céramique, lunette chromée 150 mm Ø.  
Placa de loza, bisel cromado 150 mm Ø.  
Piatto ceramica, lunetta cromata Ø 150 mm.



## 331/1553 ATO-MAT

21 × 22,5 cm = 8¼ × 8⅞"


Keramikplatte, verchromte Lunette 150 mm Ø.  
Ceramic sheet, chromium-plated bezel, 5⅞" dia.  
Façade en céramique, lunette chromée 150 mm Ø.  
Placa de loza, bisel cromado 150 mm Ø.  
Piatto ceramica, lunetta cromata Ø 150 mm.



## 331/1550 ATO-MAT

19 × 19 cm = 7½ × 7½"


Keramikplatte, Kunststofflunette 150 mm Ø.  
Ceramic sheet, bezel made of plastic, 5⅞" dia.  
Façade en céramique, lunette en matière synthétique 150 mm Ø.  
Placa de loza, bisel de materia plástica 150 mm Ø.  
Piatto ceramica, lunetta plastica Ø 150 mm.



## 331/1552 ATO-MAT

21 × 22,5 cm = 8¼ × 8⅞"

Keramikplatte, verchromte Lunette 150 mm Ø.  
Ceramic sheet, chromium-plated bezel, 5⅞" dia.  
Façade en céramique, lunette chromée 150 mm Ø.  
Placa de loza, bisel cromado 150 mm Ø.  
Piatto ceramica, lunetta cromata Ø 150 mm.



## 331/1554 ATO-MAT

21 × 22,5 cm = 8¼ × 8⅞"

Keramikplatte, verchromte Lunette 150 mm Ø.  
Ceramic sheet, chromium-plated bezel, 5⅞" dia.  
Façade en céramique, lunette chromée 150 mm Ø.  
Placa de loza, bisel cromado 150 mm Ø.  
Piatto ceramica, lunetta cromata Ø 150 mm.



331/1549



331/1550



331/1551



331/1552



331/1553



331/1554



331/1555



331/1556



331/1557



331/1558



331/1559



331/1560



331/1561

### 331/1555 ATO-MAT

20,5 × 20,5 cm = 8 1/8 × 8 1/8"

Keramikplatte, verchromte Lünette 150 mm Ø.  
Ceramic sheet, chromium-plated bezel, 5 7/8" dia.  
Façade en céramique, lunette chromée 150 mm Ø.  
Placa de loza, bisel cromado 150 mm Ø.  
Piatto ceramica, lunetta cromata Ø 150 mm.


### 331/1557 ATO-MAT (Export)

20,5 × 22 cm = 8 1/8 × 8 5/8"

Keramikplatte, gelb polierte Lünette 150 mm Ø.  
Ceramic sheet, yellow burnished bezel, 5 7/8" dia.  
Façade en céramique, dorée et polie, lunette 150 mm Ø.  
Placa de loza, bisel pulido, amarillo 150 mm Ø.  
Piatto ceramica, lunetta dorata Ø 150 mm.


### 331/1559 ATO-MAT

19 × 24 cm = 7 1/2 × 9 1/2"

Keramikplatte, gelb polierte Lünette 150 mm Ø.  
Ceramic sheet, yellow burnished bezel, 5 7/8" dia.  
Façade en céramique, dorée et polie, lunette 150 mm Ø.  
Placa de loza, bisel pulido, amarillo 150 mm Ø.  
Piatto ceramica, lunetta dorata Ø mm 150.


### 331/1561 ATO-MAT

21 × 21 cm = 8 3/4 × 8 3/4"

Keramikplatte, gelb polierte Lünette 150 mm Ø.  
Ceramic sheet, yellow burnished bezel, 5 7/8" dia.  
Façade en céramique, lunette dorée et polie 150 mm Ø.  
Placa de loza, bisel pulido, amarillo 150 mm Ø.  
Piatto ceramica, lunetta dorata Ø 150 mm.


### 331/1556 ATO-MAT

20,5 × 20,5 cm = 8 1/8 × 8 1/8"

Keramikplatte, verchromte Lünette 150 mm Ø.  
Ceramic sheet, chromium-plated bezel, 5 7/8" dia.  
Façade en céramique, lunette chromée 150 mm Ø.  
Placa de loza, bisel cromado 150 mm Ø.  
Piatto ceramica, lunetta cromata Ø 150 mm.


### 331/1558 ATO-MAT

20,5 × 22 cm = 8 1/8 × 8 5/8"

Keramikplatte, verchromte Lünette 150 mm Ø.  
Ceramic sheet, chromium-plated bezel, 5 7/8" dia.  
Façade en céramique, lunette chromée 150 mm Ø.  
Placa de loza, bisel cromado 150 mm Ø.  
Piatto ceramica, lunetta cromata Ø 150 mm.


### 331/1560 ATO-MAT

19 × 24 cm = 7 1/2 × 9 1/2"

Keramikplatte, verchromte Lünette 150 mm Ø.  
Ceramic sheet, chromium-plated bezel, 5 7/8" dia.  
Façade en céramique, lunette chromée 150 mm Ø.  
Placa de loza, bisel cromado 150 mm Ø.  
Piatto ceramica, lunetta cromata Ø 150 mm.


## 331/1562 ATO-MAT

22 cm  $\varnothing$  = 5 1/2" dia.

Keramikgehäuse, Kunststofflunette 150 mm  $\varnothing$ .  
Ceramic sheet, bezel made of plastic, 5 1/2" dia.  
Façade en céramique, lunette en matière synthétique 150 mm  $\varnothing$ .  
Placa de loza, bisel de materia plástica 150 mm  $\varnothing$ .  
Cassa ceramica, lunetta plastica  $\varnothing$  150 mm.


## 331/3420 ATO-MAT

16 x 22 cm = 6 1/4 x 8 1/2"

Duroplastgehäuse, antistatisch.  
Duroplastic case, anti-static.  
Cage Duroplast, antistatique.  
Caja de Duroplast no estática.  
Cassa in Duroplast, antipolvere.


## 331/3411 ATO-MAT

16 x 22 cm = 6 1/4 x 8 1/2"

Duroplastgehäuse, antistatisch.  
Duroplastic case, anti-static.  
Cage Duroplast, antistatique.  
Caja de Duroplast no estática.  
Cassa in Duroplast, antipolvere.


## 331/3412 ATO-MAT

16 x 22 cm = 6 1/4 x 8 1/2"

Duroplastgehäuse, antistatisch.  
Duroplastic case, anti-static.  
Cage Duroplast, antistatique.  
Caja de Duroplast no estática.  
Cassa in Duroplast, antipolvere.


## 331/3419 ATO-MAT

16 x 22 cm = 6 1/4 x 8 1/2"

Duroplastgehäuse, antistatisch.  
Duroplastic case, anti-static.  
Cage Duroplast, antistatique.  
Caja de Duroplast no estática.  
Cassa in Duroplast, antipolvere.


## 331/3421 ATO-MAT

16 x 22 cm = 6 1/4 x 8 1/2"

Duroplastgehäuse, antistatisch.  
Duroplastic case, anti-static.  
Cage Duroplast, antistatique.  
Caja de Duroplast no estática.  
Cassa in Duroplast, antipolvere.





331/1562



331/3411



331/3412



331/3419



331/3420



331/3421



331/3422



331/3423



331/3424



331/3501



331/3502



331/3503



331/3504




331/3506

### 331/3422 ATO-MAT

16 × 24 cm = 6 1/4 × 9 1/2"


Novodurgehäuse, Seitenteile Sinaplast mit Holzstruktur.  
Novodur case, sides of Sinaplast with wooden figured pattern.  
Boitier en Novodur, côtés en Sinaplast couleur bois.  
Caja de Novodur, partes laterales de Sinaplast de color de madera.  
Cassa in Novodur, parti laterali in Sinaplast finto legno.



### 331/3423 ATO-MAT

16 × 24 cm = 6 1/4 × 9 1/2"


Novodurgehäuse, Seitenteile Butler finish.  
Novodur case, sides with Butler finish.  
Boitier en Novodur, côtés avec Butler finish.  
Caja de Novodur, partes laterales con Butler finish.  
Cassa Novodur, parti laterali con Butler finish.



### 331/3424 ATO-MAT

16 × 24 cm = 6 1/4 × 9 1/2"


Novodurgehäuse, Seitenteile Butler finish.  
Novodur case, sides with Butler finish.  
Boitier en Novodur, côtés avec Butler finish.  
Caja de Novodur, partes laterales con «Butler finish».  
Cassa Novodur, parti laterali con Butler finish.



### 331/3501 ATO-MAT

18 cm Ø = 7 1/8" dia.


Universaluhr, Duroplastgehäuse weiß, aufgesetzte Plexiglashaube.  
Universal clock, white Duroplastic case, perspex front glass.  
Pendule universelle, cage Duroplast blanc, verre plexi.  
Reloj universal, caja de Duroplast blanca, vidrio plexi sobrepuesto.  
Orologio universale, cassa in Duroplast bianca vetro Plexiglass.



### 331/3502 ATO-MAT

18 cm Ø = 7 1/8" dia.


Universaluhr, Duroplastgehäuse grau, aufgesetzte Plexiglashaube.  
Universal clock, grey Duroplastic case, perspex front glass.  
Pendule universelle, cage Duroplast gris, verre plexi.  
Reloj universal, caja de Duroplast gris, vidrio plexi sobrepuesto.  
Orologio universale, cassa in Duroplast grigia, vetro Plexiglass.



### 331/3503 ATO-MAT

18 cm Ø = 7 1/8" dia.

Universaluhr, Duroplastgehäuse dunkelblau, aufgesetzte Plexiglashaube.  
Universal clock, dark blue Duroplastic case, perspex front glass.  
Pendule universelle, cage Duroplast bleu foncé, verre plexi.  
Reloj universal, caja de Duroplast azul oscuro, vidrio plexi sobrepuesto.  
Orologio universale, cassa in Duroplast blu scuro, vetro Plexiglass.



### 331/3504 ATO-MAT

18 cm Ø = 7 1/8" dia.


Universaluhr, Duroplastgehäuse rot, aufgesetzte Plexiglashaube.  
Universal clock, red Duroplastic case, perspex front glass.  
Pendule universelle, cage Duroplast rouge, verre plexi.  
Reloj universal, caja de Duroplast roja, vidrio plexi sobrepuesto.  
Orologio universale, cassa in Duroplast rossa, vetro Plexiglass.



### 331/3506 ATO-MAT

18 cm Ø = 7 1/8" dia.

Duroplastgehäuse, antistatisch.  
Duroplastic case, anti-static.  
Cage Duroplast antistatique.  
Caja de Duroplast no estática.  
Cassa in Duroplast, antipolvere.



## 331/3508 ATO-MAT

17,4 × 17,4 cm = 6 7/8 × 6 7/8"

Resopalgehäuse.  
Resopal case.  
Cage de résopal.  
Caja de Resopal.  
Cassa in Resopal.


## 331/4001 ATO-MAT

20 × 20 cm = 7 7/8 × 7 7/8"

Rotes Novodurgehäuse, Frontseite Alufinish, Lünette 160 mm Ø.  
Red Novodur case, front aluminium finish, bezel 6 1/4" dia.  
Cage en Novodur rouge, façade aluminium, lunette 160 mm Ø.  
Caja en Novodur roja, frente aluminio, bisel 160 mm Ø.  
Cassa Novodur colore rosso, parte frontale rivestita in alluminio, lunetta 160 mm Ø.


## 331/4010 ATO-MAT

24 × 16,5 cm = 9 1/2 × 6 1/2"

Weißes Novodurgehäuse, Frontseite Alufinish, Lünette 130 mm Ø.  
White Novodur case, front aluminium finish, bezel 5 1/2" dia.  
Cage en Novodur blanc, façade aluminium, lunette 130 mm Ø.  
Caja en Novodur blanca, frente aluminio, bisel 130 mm Ø.  
Cassa Novodur colore bianca, parte frontale rivestita in alluminio, lunetta Ø 130 mm.


## 331/3509 ATO-MAT

17,4 × 17,4 cm = 6 7/8 × 6 7/8"

Resopalgehäuse.  
Resopal case.  
Cage de résopal.  
Caja de Resopal.  
Cassa in Resopal.


## 331/4002 ATO-MAT

20 × 20 cm = 7 7/8 × 7 7/8"

Anthrazitfarbenes Novodurgehäuse, Frontseite Alufinish, Lünette 160 mm Ø.  
Anthracite grey Novodur case, front aluminium finish, bezel 6 1/4" dia.  
Cage en Novodur anthracite, façade aluminium, lunette 160 mm Ø.  
Caja en Novodur antracita, bisel 160 mm Ø.  
Cassa Novodur colore antracite, parte frontale rivestita in alluminio, lunetta Ø 160 mm.


## 331/4011 ATO-MAT

24 × 16,5 cm = 9 1/2 × 6 1/2"

Blaues Novodurgehäuse, Frontseite Alufinish, Lünette 130 mm Ø.  
Blue Novodur case, front aluminium finish, bezel 5 1/2" dia.  
Cage en Novodur bleu, façade aluminium, lunette 130 mm Ø.  
Caja en Novodur azul, frente aluminio, bisel 130 mm Ø.  
Cassa Novodur colore blu, parte frontale rivestita in alluminio, lunetta Ø 160 mm.




331/3508



331/3509



331/4001



331/4002



331/4010



331/4011




331/7401



331/7416



331/7404



**331/7401**  
**ATO-MAT**  
16 × 22 cm = 6 1/4 × 8 1/2"

Duroplastgehäuse, antistatisch.  
Duroplastic case, anti-static.  
Cage Duroplast, antistatique.  
Caja de Duroplast no estática.  
Cassa in Duroplast, antipolvere.


**331/7404**  
**ATO-MAT**  
16 × 22 cm = 6 1/4 × 8 1/2"

Duroplastgehäuse, antistatisch.  
Duroplastic case, anti-static.  
Cage Duroplast, antistatique.  
Caja de Duroplast no estática.  
Cassa in Duroplast, antipolvere.


**331/7416**  
**ATO-MAT**  
16 × 22 cm = 6 1/4 × 8 1/2"

Duroplastgehäuse, antistatisch.  
Duroplastic case, anti-static.  
Cage Duroplast, antistatique.  
Caja de Duroplast no estática.  
Cassa in Duroplast, antipolvere.


## 333/8005 ATO-MAT


25,5 × 16,5 cm = 10 1/8 × 6 1/2"

Keramikplatte mit dunkelblauem Rand, Lünette 140 mm Ø, herausnehmbarer Kurzzeitmesser.

Earthenware plate, dark blue rim, bezel 5 1/2" dia., detachable 60-minutes timer.

Façade en faïence, bord bleu foncé, lunette 140 mm Ø compteur détachable.

Placa de loza, borde azul oscuro, bisel 140 mm Ø, contador desmontable. Piatto in ceramica blu scuro lunetta Ø 140 mm, contaminuti sfilabile.



## 333/8006 ATO-MAT


25,5 × 16,5 cm = 10 1/8 × 6 1/2"

Keramikplatte mit hellgrauem Rand, Lünette 140 mm Ø, herausnehmbarer Kurzzeitmesser.

Earthenware plate, light grey rim, bezel 5 1/2" dia., detachable 60-minutes timer.

Façade en faïence, bord gris clair, lunette 140 mm Ø compteur détachable.

Placa de loza, bordé gris claro, bisel 140 mm Ø, contador desmontable. Piatto in ceramica bordo grigio chiaro Ø 140 mm, contaminuti sfilabile.



## 333/8007 ATO-MAT

24,5 × 16,5 cm = 9 3/4 × 6 1/2"

Keramikgehäuse, Lünette 140 mm Ø, herausnehmbarer Kurzzeitmesser.

Earthenware case, bezel 5 1/2" dia., detachable 60-minutes timer.

Boîte en faïence, lunette 140 mm Ø, compteur détachable.

Caja de loza, bisel 140 mm Ø, contador desmontable.

Cassa in ceramica, lunetta Ø 140 mm, contaminuti sfilabile.



## 333/8008 ATO-MAT

24,5 × 16,5 cm = 9 3/4 × 6 1/2"

Keramikgehäuse, Lünette 140 mm Ø, herausnehmbarer Kurzzeitmesser.

Earthenware case, bezel 5 1/2" dia., detachable 60-minutes timer.

Boîte en faïence, lunette 140 mm Ø, compteur détachable.

Caja de loza, bisel 240 mm Ø, contador desmontable.

Cassa in ceramica, lunetta Ø 140 mm, contaminuti sfilabile.



## 333/9001 ATO-MAT

21,5 × 13,5 cm = 8 1/2 × 5 1/8"

Lurangehäuse hellgrau und weiß, herausnehmbarer Kurzzeitmesser, 1-60 Minuten Gangdauer.

Light grey and white Luran case with detachable 60 minute timer.

Cage en Luran gris clair et blanc, compteur détachable 60 minutes.

Caja de Luran gris claro y blanca, contador de 60 minutos desmontable.

Luran grigio chiaro e bianco, contaminuti sfilabile a 60 minuti.



## 333/9007 ATO-MAT

16 × 23 cm = 6 1/4 × 9 1/8"

Duroplastgehäuse grau, Metallfront silberfarben, herausnehmbarer Kurzzeitmesser, 1-60 Minuten Gangdauer.

Grey Duroplast case, silver coloured front with metal effect, detachable timer.

Cage Duroplast gris avec façade en métal argenté, compteur détachable 60 minutes.

Caja gris de Duroplast con frente de metal plateado, contador de 60 minutos desmontable.

Cassa in Duroplast grigio, fronte metallo argentato, contatempo sfilabile da 1 a 60 minuti.



333/8005



333/8006



333/8007



333/8008



333/9001



333/9007



333/9010



333/9011



333/9012



333/9013



333/9014



333/9102



333/9103



333/9104

### 333/9010 ATO-MAT

15,5 × 22 cm = 6 1/8 × 8 3/4"

Resopalgehäuse, herausnehmbarer Kurzzeitmesser, 1-60 Minuten Gangdauer.

Resopal case, detachable 60 minute timer.

Boitier en Resopal, compteur amovible de 60 minutes.

Caja en Resopal, contador desmontable de 60 minutos.

Cassa in Resopal, contatempo sfilabile a 60 minuti.


### 333/9011 ATO-MAT

15,5 × 22 cm = 6 1/8 × 8 3/4"

Resopalgehäuse, herausnehmbarer Kurzzeitmesser, 1-60 Minuten Gangdauer.

Resopal case, detachable 60 minute timer.

Boitier en Resopal, compteur amovible de 60 minutes.

Caja en Resopal, contador desmontable de 60 minutos.

Cassa in Resopal, contatempo sfilabile a 60 minuti.


### 333/9012 ATO-MAT

16,5 × 24,5 cm = 6 1/2 × 9 3/4"

Novodurgehäuse, herausnehmbarer Kurzzeitmesser, 1-60 Minuten Gangdauer, verchromte Lünette 130 mm Ø.

Novodur case, removable, 60-minutes timer chromium-plated bezel, 5 1/8" dia.

Cage de novodur, compteur détachable 60 minutes, lunette chromée 130 mm Ø.

Caja en Novodur, contador de 1-60 minutos, desmontable, bisel cromado 130 mm Ø.

Cassa in Novodur, contatempo sfilabile, da 1 a 60 minuti, Lunetta cromata Ø 130 mm.


### 333/9013 ATO-MAT

16,5 × 24,5 cm = 6 1/2 × 9 3/4"

Novodurgehäuse, herausnehmbarer Kurzzeitmesser, 1-60 Minuten Gangdauer, verchromte Lünette 130 mm Ø.

Novodur case, removable, 60-minutes timer chromium-plated bezel, 5 1/8" dia.

Cage de novodur, compteur détachable 60 minutes, lunette chromée 130 mm Ø.

Caja en Novodur, contador de 1-60 minutos, desmontable, bisel cromado 130 mm Ø.

Cassa in Novodur, contatempo sfilabile, da 1 a 60 minuti, Lunetta cromata Ø 130 mm.


### 333/9014 ATO-MAT

16,5 × 24,5 cm = 6 1/2 × 9 3/4"

Novodurgehäuse, herausnehmbarer Kurzzeitmesser, 1-60 Minuten Gangdauer, verchromte Lünette 130 mm Ø.

Novodur case, removable, 60-minutes timer chromium-plated bezel, 5 1/8" dia.

Cage de novodur, compteur détachable 60 minutes, lunette chromée 130 mm Ø.

Caja en Novodur, contador de 1-60 minutos, desmontable, bisel cromado 130 mm Ø.

Cassa in Novodur, contatempo sfilabile, da 1 a 60 minuti, Lunetta cromata Ø 130 mm.


### 333/9102 ATO-MAT

23 × 16 cm = 9 1/8 × 6 3/8"

Luranschild grau/weiß, Lünette 130 mm Ø, eingebauter Kurzzeitmesser 1-60 Minuten Gangdauer.

Luran front plate grey and white, bezel 5 1/8" dia. built in 1-60 minutes timer.

Façade Luran, gris/blanc, lunette 130 mm Ø compteur 60 minutes.

Placa Luran gris/blanca, bisel 130 mm Ø contador de 60 minutos.

Luran grigio e bianco, lunetta Ø 130 mm, contatempo a 60 minuti.


### 333/9104 ATO-MAT

16 × 24,5 cm = 6 3/8 × 9 3/4"

Resopalgehäuse, wandanlegend, feststehender Kurzzeitmesser, 1-60 Minuten Gangdauer.

Resopal case, wall model, built-in 60 minutes timer.

Boitier en Resopal, s'appliquant au mur, compteur fixe de 60 minutes.

Caja de Resopal apoyada contra la pared, contador fijo de 60 minutos.

Cassa in Resopal, aderente a parete, contatempo a 60 minuti, fisso.


### 333/9103 ATO-MAT

16 × 24,5 cm = 6 3/8 × 9 3/4"

Resopalgehäuse, wandanlegend, feststehender Kurzzeitmesser, 1-60 Minuten Gangdauer.

Resopal case, wall model, built-in 60 minutes timer.

Boitier en Resopal, s'appliquant au mur, compteur fixe de 60 minutes.

Caja de Resopal apoyada contra la pared, contador fijo de 60 minutos.

Cassa in Resopal, aderente a parete, contatempo a 60 minuti, fisso.




## 130/1044

Kunststoffgehäuse hellgrau, silberfarbenes Zifferblatt.  
 Light-grey Plastic-case, silver coloured dial.  
 Boite grise claire en matière plastique, cadran argenté.  
 Caja gris claro de plástico, esfera plateada.  
 Cassa in materiale plastico grigia chiaro, quadrante argentato.


## 130/1048

Kunststoffgehäuse beige, silberfarbenes Zifferblatt.  
 Beige Plastic-case, silver coloured dial.  
 Boite beige en matière plastique, cadran argenté.  
 Caja beige de plástico, esfera plateada.  
 Cassa in materiale plastico beige, quadrante argentato.


## 130/1045

Kunststoffgehäuse weiß, Zifferblatt schwarz.  
 White Plastic-case, black dial.  
 Boite blanche en matière plastique, cadran noir.  
 Caja blanca de plástico, esfera negra.  
 Cassa in materiale plastico bianca, quadrante nero.


## 130/1069

Weißes Kunststoffgehäuse, goldfarbenes Zifferblatt.  
 White Plastic-case, gilt coloured dial.  
 Boite blanche en matière plastique, cadran doré.  
 Caja blanca de plástico, esfera dorada.  
 Cassa in materiale plastico bianca, quadrante dorato.


7,5 × 6,5 × 4,5 cm = 3 × 2 1/2 × 1 7/8"

Gangdauer 1–60 Minuten.  
 With a range of 60 minutes.  
 Durée de marche 60 minutes.  
 Duración de marcha 60 minutos.  
 Durata di marcia da 1 a 60 minuti.




130/1044



130/1045



130/1048



130/1069

---

**Nummernverzeichnis**

Schedule of Models  
 Nomenclature  
 Índice de modelos  
 Lista dei modelli

---

Modell-Nr. Model-No. Réf.-No. No. No.	Seite Page Page Página Pagina	Modell-Nr. Model-No. Réf.-No. No. No.	Seite Page Page Página Pagina	Modell-Nr. Model-No. Réf.-No. No. No.	Seite Page Page Página Pagina
130/1044	30	331/1551	14	333/9011	27
130/1045	30	331/1552	14	333/9012	27
130/1048	30	331/1553	14	333/9013	27
130/1069	30	331/1554	14	333/9014	27
331/1358	2	331/1555	15	333/9102	27
331/1483	2	331/1556	15	333/9103	27
331/1489	2	331/1557	15	333/9104	27
331/1490	2	331/1558	15		
331/1500	2	331/1559	15		
331/1504	3	331/1560	15		
331/1505	3	331/1561	15		
331/1507	3	331/1562	18		
331/1508	3	331/1563	11		
331/1509	3	331/3411	18		
331/1510	3	331/3412	18		
331/1511	3	331/3419	18		
331/1512	6	331/3420	18		
331/1515	6	331/3421	18		
331/1516	6	331/3422	19		
331/1520	6	331/3423	19		
331/1525	7	331/3424	19		
331/1526	7	331/3501	19		
331/1527	7	331/3502	19		
331/1528	7	331/3503	19		
331/1529	10	331/3504	19		
331/1530	10	331/3506	19		
331/1531	10	331/3508	22		
331/1534	10	331/3509	22		
331/1537	10	331/4001	22		
331/1538	10	331/4002	22		
331/1539	2	331/4010	22		
331/1540	10	331/4011	22		
331/1541	10	331/7401	23		
331/1542	11	331/7404	23		
331/1543	11	331/7416	23		
331/1544	11				
331/1545	11	333/8005	26		
331/1546	11	333/8006	26		
331/1547	11	333/8007	26		
331/1548	11	333/8008	26		
331/1549	14	333/9001	26		
331/1550	14	333/9007	26		
		333/9010	27		



Gebr. Junghans GmbH · Uhrenfabriken · Schramberg · Vertrieb 85 Nürnberg · Bahnhofplatz 6