




18,5 x 24,5 cm = 7¹/₄ x 9⁵/₁₆ inches

338/3067 ATO-MAT


Deckplatten Palisander, Seitenteile verchromt
Rosewood tops, sides chromium-plated
Palissandre, côtés chromés
Parte superior de palisandro, partes laterales cromadas
Tetto in palissandro, parti laterali cromate



18,5 x 24,5 cm = 7¹/₄ x 9⁵/₁₆ inches

338/3070 ATO-MAT


Deckplatten Nußbaum poliert, Seitenteile Messing geschliffen
Polished walnut top, polished brass sides
Dessus en noyer poli, côtés laiton brossé
Parte superior de nogal pulido, partes laterales de latón rectificadas
Tetto in noce lucido, parti laterali in ottone spazzolato



18,5 x 24,5 cm = 7¹/₄ x 9⁵/₁₆ inches

338/3071 ATO-MAT


Deckplatten Palisander matt, Seitenteile verchromt und geschliffen
Mat rosewood top, sides chromium-plated and grained
Dessus en palissandre mat, côtés chromés brossés
Parte superior de palisandro mate, partes laterales cromadas y rectificadas
Tetto in palissandro mat, parti laterali cromate e spazzolate



23 x 23 cm = 9¹/₁₆ x 9¹/₁₆ inches

338/3065 ATO-MAT

Nußbaum poliert, diamantgeschnittener Reif, champagnerfarbenes Blatt, Rundschliff
Polished walnut, diamond-cut rim, champagne-coloured dial with circular graining
Noyer poli, anneau taillé diamant, cadran champagne, brossé
Nogal pulido, anillo cortado a diamante, esfera de color champán, rectificadas circular
Noce lucido, anello intagliato al diamante, quadrante colore champagne, spazzolatura circolare



23 x 23 cm = 9¹/₁₆ x 9¹/₁₆ inches

338/3066 ATO-MAT


Nußbaum matt, silbernes Zifferblatt, Rundschliff
Mat walnut, silvered dial, circular graining
Noyer mat, cadran argenté, brossé
Nogal mate, esfera de color de plata, rectificadas circular
Noce mat, quadrante d'argento con spazzolatura circolare



21 x 21 cm = 8¹/₄ x 8¹/₄ inches

338/3072 ATO-MAT


Palisander mit verchromten Zierknöpfen, Chromlunette
Rosewood with chromium-plated buttons, chromed lunette
Noyer naturel, côtés laiton brossés, lunette chromée
Nogal natural, partes laterales rectificadas, cantos pulidos
Palissandro con bottoni cromati, lunetta cromata



21 x 21 cm = 8¹/₄ x 8¹/₄ inches

338/3073 ATO-MAT


Nußbaum mit gelb polierten Zierknöpfen, Lunette diamantgeschliffen
Walnut with yellow buttons, diamond-cut bezel
Noyer avec boutons jaunes, lunette diamantée
Nogal con botones amarillos, bisel cortado a diamante
Noce con bottoni gialli, lunetta intagliata al diamante



19,5 x 24 cm = 7¹¹/₁₆ x 9⁷/₁₆ inches

338/3074 ATO-MAT


Messing Leinenschliff, Seitenteile nußbaumfarben matt
Brass with linen-type grinding, sides walnut-coloured, mat
Laiton rectifié genre tissu, côtés teinte noyer mat
Latón rectificado imitación tela, partes laterales de color nogal mate
Ottone spazzolato a tela, parti laterali colore noce mat



19,5 x 27,5 cm = 7¹¹/₁₆ x 10⁷/₁₆ inches

348/3019 electro-gong


electro-gong, Nußbaum matt
electro-gong, mat walnut
electro-gong, noyer mat
electro-gong, nogal mate
electro-gong, noce mat



24,5 x 19,4 cm = 9⁷/₁₆ x 7¹¹/₁₆ inches

338/3075 ATO-MAT


Nußbaum natur, Seitenteile Messing geschliffen, Kanten poliert
Natural walnut, sides of grained brass, polished edges
Noyer naturel, côtés laiton brossés, bords polis
Nogal natural, partes laterales rectificadas, cantos pulidos
Noce naturale, parti laterali spazzolate, bordi lucidi



24,5 x 19,4 cm = 9⁷/₁₆ x 7¹¹/₁₆ inches

338/3076 ATO-MAT

Nußbaum antik, Seitenteile Messing geschliffen, Kanten poliert
Antique walnut, sides of grained brass, polished edges
Noyer antique, côtés laiton brossés, bords polis
Nogal antiguo, partes laterales rectificadas, cantos pulidos
Noce antico, parti laterali spazzolate, bordi lucidi



∅ 23,5 cm = 9¹/₄ inches dia.

338/5007 ATO-MAT

Dampfdichte Wanduhr, Gehäuse Resopal
Steamproof wall clock, Resopal case
Etanche à la vapeur, boîtier en Resopal
Impermeable al vapor, caja de Resopal
Impermeabile ai vapori, cassa in Resopal

