




18,5 x 21,5 cm = 7¹/₄ x 8¹/₂ inches

331/1527 ATO-MAT


Keramikplatte mit Kunststofflunette 150 mm ⌀
Earthenware plate with bezel 5¹³/₁₆ inches dia.
Façade en faïence avec lunette de 150 mm ⌀
Placa de loza con bisel de 150 mm ⌀
Facciata in ceramica, con lunetta 150 mm ⌀



19,5 x 19,5 cm = 7¹¹/₁₆ x 7¹¹/₁₆ inches

331/1528 ATO-MAT


Keramikplatte mit verchromter Lunette 150 mm ⌀
Earthenware plate with chromium plated bezel 5¹³/₁₆ inches dia.
Façade en faïence avec lunette chromée de 150 mm ⌀
Placa de loza con bisel cromado 150 mm ⌀
Facciata in ceramica, con lunetta cromata 150 mm ⌀



19 x 19 cm = 7¹/₂ x 7¹/₂ inches

331/1529 ATO-MAT



Keramikplatte mit verchromter Lunette 150 mm ⌀
Earthenware plate with chromium plated bezel 5¹³/₁₆ inches dia.
Façade en faïence avec lunette chromée de 150 mm ⌀
Placa de loza con bisel cromado 150 mm ⌀
Facciata in ceramica, con lunetta cromata 150 mm ⌀



19 x 24,5 cm = 7¹/₂ x 9⁵/₁₆ inches

331/1537 ATO-MAT


Keramikplatte, wandanliegend, verchromte Lunette 150 mm ⌀
Earthenware plate, wall model, chromium-plated bezel, 5¹³/₁₆ inches dia.
Façade en faïence, s'applicant au mur, lunette chromée de 150 mm ⌀
Placa de loza, apoyada contra la pared, bisel cromado de 150 mm ⌀
Facciata in ceramica, cassa aderente a parete, lunetta cromata 150 mm ⌀



19 x 24,5 cm = 7¹/₂ x 9⁵/₁₆ inches

331/1538 ATO-MAT


Keramikplatte, wandanliegend, verchromte Lunette 150 mm ⌀
Earthenware plate, wall model, chromium-plated bezel, 5¹³/₁₆ inches dia.
Façade en faïence, s'applicant au mur, lunette chromée de 150 mm ⌀
Placa de loza, apoyada contra la pared, bisel cromado de 150 mm ⌀
Facciata in ceramica, cassa aderente a parete, lunetta cromata 150 mm ⌀



⌀ 26,5 cm = 10⁷/₁₆ inches dia.

331/1539 ATO-MAT


Keramikplatte mit verchromter Lunette 160 mm ⌀
Earthenware plate with chromium plated bezel 6¹/₄ inches dia.
Façade en faïence avec lunette chromée de 160 mm ⌀
Placa de loza con bisel cromado 160 mm ⌀
Facciata in ceramica, con lunetta cromata 160 mm ⌀



19 x 19 cm = 7¹/₂ x 7¹/₂ inches

331/1530 ATO-MAT


Keramikplatte, Lunette 150 mm ⌀
Earthenware plate, bezel 5¹³/₁₆ inches dia.
Façade en faïence, lunette 150 mm ⌀
Placa de loza, bisel 150 mm ⌀
Facciata in ceramica, con lunetta 150 mm ⌀



21 x 21 cm = 8¹/₄ x 8¹/₄ inches

331/1531 ATO-MAT


Keramikplatte mit verchromter Lunette 160 mm ⌀
Earthenware plate with chromium plated bezel 6¹/₄ inches dia.
Façade en faïence avec lunette chromée de 160 mm ⌀
Placa de loza con bisel cromado 160 mm ⌀
Facciata in ceramica, con lunetta cromata 160 mm ⌀



21 x 21 cm = 8¹/₄ x 8¹/₄ inches

331/1534 ATO-MAT


Keramikplatte mit verchromter Lunette 160 mm ⌀
Earthenware plate with chromium plated bezel 6¹/₄ inches dia.
Façade en faïence avec lunette chromée de 160 mm ⌀
Placa de loza con bisel cromado 160 mm ⌀
Facciata in ceramica, con lunetta cromata 160 mm ⌀



20 x 20 cm = 7¹/₈ x 7¹/₈ inches

331/1540 ATO-MAT

Keramikplatte, wandanliegend, Lunette 140 mm ⌀
Earthenware plate, wall model, bezel 5¹/₂ inches dia.
Façade en faïence s'applicant au mur, lunette 140 mm ⌀
Placa de loza, apoyada contra la pared, bisel 140 mm ⌀
Facciata in ceramica, cassa aderente a parete, lunetta 140 mm ⌀



23 x 20 cm = 7¹/₈ x 7¹/₈ inches

331/1541 ATO-MAT

Keramikplatte, wandanliegend, Lunette 140 mm ⌀
Earthenware plate, wall model, bezel 5¹/₂ inches dia.
Façade en faïence s'applicant au mur, lunette 140 mm ⌀
Placa de loza, apoyada contra la pared, bisel 140 mm ⌀
Facciata in ceramica, cassa aderente a parete, lunetta 140 mm ⌀

